



**GREWIN INDUSTRIAL GROUP CO.,LTD.**

**TEL/WhatsApp: +86 18622096679**

**Mail: admin@coilwindingmachinechina.com**

**Web:www.coilwindingmachinechina.com**



WhatsApp



WeChat

## **GWZ-DM008 Fully automatic common mode magnetic ring winding machine**



**GREWIN INDUSTRIAL GROUP CO.,LTD.**

**Add: The fourth floor A-A3 zone aviation business area,Dongli Distr,Tianjin,China.**



**GREWIN INDUSTRIAL GROUP CO.,LTD.**

**TEL/WhatsApp: +86 18622096679**

**Mail: admin@coilwindingmachinechina.com**

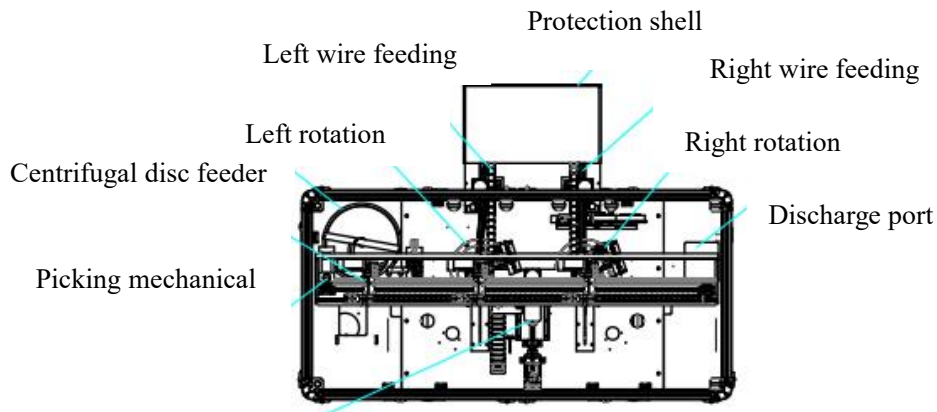
**Web:www.coilwindingmachinechina.com**



WhatsApp

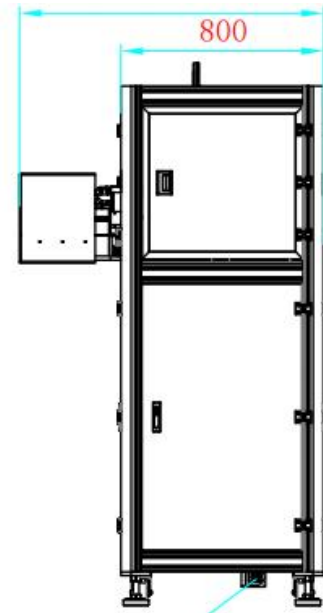
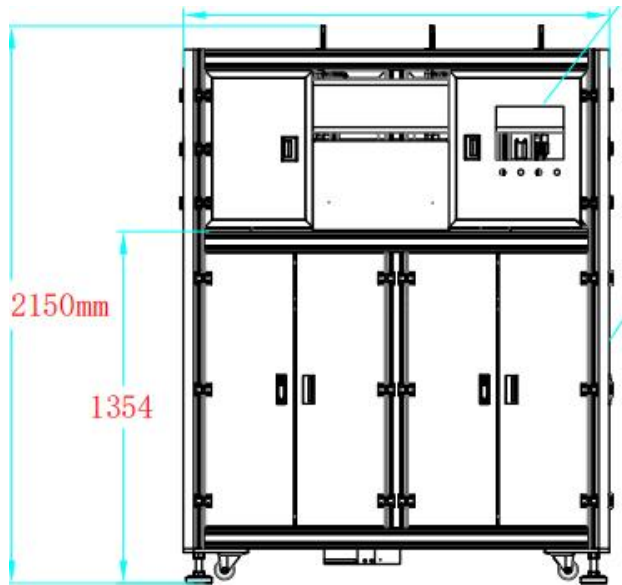


WeChat



1640mm

1200mm



**GREWIN INDUSTRIAL GROUP CO.,LTD.**

**Add: The fourth floor A-A3 zone aviation business area,Dongli Distr,Tianjin,China.**



# **GREWIN INDUSTRIAL GROUP CO.,LTD.**

**TEL/WhatsApp: +86 18622096679**

**Mail: admin@coilwindingmachinechina.com**

**Web:www.coilwindingmachinechina.com**



WhatsApp



WeChat

## **Specification: Main technical parameters: (unit: mm)**

	<b>Item</b>	<b>Parameter</b>
1	<b>Model</b>	<b>GWZ-DM008</b>
2	<b>Suitable Core Height</b>	<b>5-30mm</b>
3	<b>Suitable Core Outer Diameter</b>	<b>22-32MM</b>
4	<b>Wiring Accuracy</b>	<b>±0.1°</b>
5	<b>Applicable Wire Diameter</b>	<b>Single wire 1--1.8 MM, wire length within 2m</b>
6	<b>Control System</b>	<b>PLC+Touch Screen Control System</b>
7	<b>Power Supply</b>	<b>AC220V±10% 50/60HZ</b>
8	<b>Air Pressure</b>	<b>0.4--0.6 Mpa positive pressure</b>
9	<b>Dimensions</b>	<b>1640(L)*1200(W)*2150mm(H) (For reference)</b>
10	<b>Power</b>	<b>Within 3000W</b>
11	<b>Machine Weight</b>	<b>400KG</b>
12	<b>Taping</b>	<b>Equipped with a set/pcs of taping component</b>
13	<b>Main component</b>	<b>Control system: HCFA</b>
14		<b>Servo motor: HCFA</b>
15		<b>Electromagnetic valve: SMC</b>
16		<b>Touch screen: Flexem</b>
17		<b>Cylinder: SMC</b>

## **GREWIN INDUSTRIAL GROUP CO.,LTD.**

**Add: The fourth floor A-A3 zone aviation business area,Dongli Distr,Tianjin,China.**



**GREWIN INDUSTRIAL GROUP CO.,LTD.**

**TEL/WhatsApp: +86 18622096679**

**Mail: admin@coilwindingmachinechina.com**

**Web:www.coilwindingmachinechina.com**




WhatsApp



WeChat

## **Working process of common mode magnetic ring winding machine:**

1. Feeding by centrifugal disc feeder
2. Picking mechanical transport the core to the working place
3. Carrying the core with fixture
4. Rotate the magnetic ring through the rotating mechanism
5. Feeding the wire with wire feeding mechanism
6. Winding by the hook
7. Complete the winding process



**GREWIN INDUSTRIAL GROUP CO.,LTD.**

**Add: The fourth floor A-A3 zone aviation business area,Dongli Distr,Tianjin,China.**



**GREWIN INDUSTRIAL GROUP CO.,LTD.**

**TEL/WhatsApp: +86 18622096679**

**Mail: admin@coilwindingmachinechina.com**

**Web:www.coilwindingmachinechina.com**



WhatsApp



WeChat

## **FEATURES:**

1. Configure automatic feeding tray, automatic feeding for magnetic loop wiring.
2. Reasonable machine structure, simple maintenance, low fault abundance, high efficiency.
3. A machine can wrap a variety of magnetic ring specifications, only by replacing the fixture.
4. Save labor cost and management cost, one person can handle multiple machines
5. Automatic alarm if there is a fault

## **Maintain:**

1. Oil : The movable parts of the equipment should be lubricated with oil regularly once a month. (If the equipment operates for more than 22 hours a day, the maintenance time will be shortened accordingly)
2. Please clean the waste wires in the cable box regularly
3. Please clean the contact areas of the fixtures that come into contact with the product regularly.

**GREWIN INDUSTRIAL GROUP CO.,LTD.**

**Add: The fourth floor A-A3 zone aviation business area,Dongli Distr,Tianjin,China.**